

Model 62A/B

Specifications


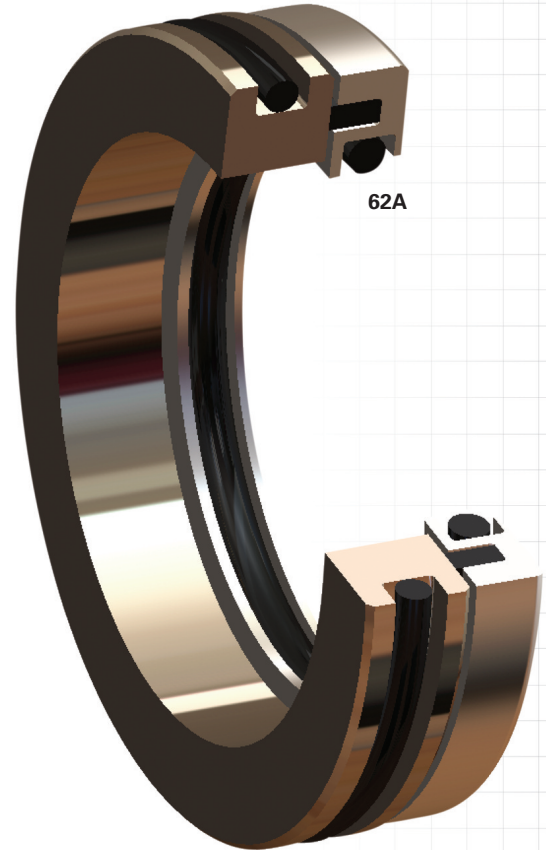
Model 62A and 62B - Short-Length Magseals

For use in applications where axial space is limited. Model 62B provides the shortest possible configuration.

Model 62A/B Magseals can be manufactured for shafts up to 5 inches in diameter. Consult factory for information.

Note:

Magseals cannot be ordered by size alone. Even in standard configurations materials must be matched to the fluids involved. Please contact our Engineering Department at the earliest practical time during your project, and we will design a seal with materials and features suited to your operating conditions.



Other Important Parameters	Standard	Special
Maximum housing-bore fillet radius	Up to size 62A/B-40: .005" Size 62A/B-42 and up: .010"	Consult Engineering Dept.
Maximum axial shaft movement (endplay)	.005"	.030" or more
Maximum radial shaft movement (eccentricity)	.005"	.015" or more
Maximum forward pressure ($\Delta P=P_1-P_2$)	~ 10 PSID	Consult Engineering Dept.
Maximum reverse pressure ($\Delta P=P_2-P_1$)	2 PSID	Consult Engineering Dept.
Shaft surface finish limitations (O-ring position)	Between 32 and 63 μ in Ra	Between 32 and 63 μ in Ra
Housing bore or insulator surface finish (O-ring position)	32 μ in Ra (maximum)	32 μ in Ra (maximum)

see reverse for seal sizes and dimensions



MAGSEAL
Your Partner of Choice in Aerospace

www.magseal.com

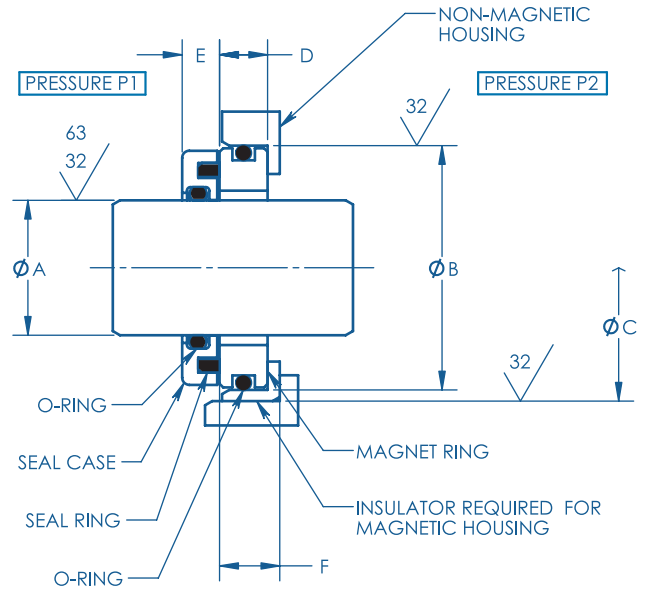
Model 62A/62B

Specifications

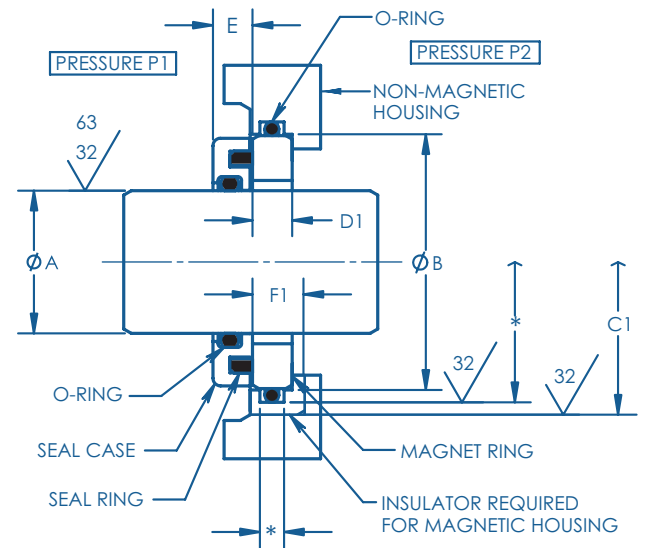
Dimensions In Inches

Seal Size	Shaft Dia. A ± .001	Bore Dia. B ± .001	Bore Dia. C ± .001	Bore Dia. C1 ± .001	D ± .005	D1 ± .005	E ± .010	F ± .015	F1 ± .015
62X-04	.248	.6875	.781	.9375	.200	.156	.156	.252	.218
62X-05	.310	.750	.8435	1.000	.200	.156	.156	.252	.218
62X-06	.373	.8125	.9375	1.0625	.200	.156	.156	.267	.218
62X-07	.435	.875	1.000	1.125	.200	.156	.156	.267	.218
62X-08	.498	.9375	1.0625	1.1875	.200	.156	.156	.267	.218
62X-09	.560	1.000	1.125	1.250	.200	.156	.156	.267	.218
62X-10	.623	1.0625	1.1875	1.3125	.200	.156	.156	.267	.218
62X-11	.685	1.125	1.250	1.375	.200	.156	.156	.267	.218
62X-12	.748	1.250	1.375	1.500	.200	.156	.156	.267	.218
62X-13	.811	1.3125	1.4375	1.5625	.200	.156	.156	.267	.218
62X-14	.873	1.375	1.500	1.625	.200	.156	.156	.267	.218
62X-15	.936	1.375	1.500	1.625	.200	.156	.156	.267	.218
62X-16	.998	1.5625	1.6875	1.875	.250	.187	.187	.317	.249
62X-17	1.061	1.625	1.750	1.9375	.250	.187	.187	.317	.249
62X-18	1.123	1.6875	1.8125	2.000	.250	.187	.187	.317	.249
62X-19	1.186	1.750	1.875	2.0625	.250	.187	.187	.317	.249
62X-20	1.248	1.8125	2.000	2.125	.250	.187	.187	.348	.281
62X-21	1.311	1.875	2.0625	2.1875	.250	.187	.187	.348	.281
62X-22	1.373	1.9375	2.125	2.250	.250	.187	.187	.348	.281
62X-23	1.436	2.000	2.1875	2.3125	.250	.187	.187	.348	.281
62X-24	1.498	2.0625	2.250	2.375	.250	.187	.187	.348	.281
62X-25	1.561	2.125	2.3125	2.4375	.250	.187	.187	.348	.281
62X-26	1.623	2.1875	2.375	2.500	.250	.187	.187	.348	.281
62X-27	1.686	2.250	2.4375	2.5625	.250	.187	.187	.348	.281
62X-28	1.748	2.3125	2.500	2.625	.250	.187	.187	.348	.281
62X-29	1.811	2.375	2.5625	2.6875	.250	.187	.187	.348	.281
62X-30	1.873	2.4375	2.625	2.750	.250	.187	.187	.348	.281
62X-31	1.936	2.500	2.6875	2.8125	.250	.187	.187	.348	.281
62X-32	1.998	2.5625	2.750	2.875	.250	.187	.187	.348	.281
62X-34	2.123	2.6875	2.875	3.000	.250	.187	.187	.348	.281
62X-36	2.248	2.8125	3.000	3.125	.250	.187	.187	.348	.281
62X-38	2.373	2.9375	3.125	3.250	.250	.187	.187	.348	.281
62X-40	2.498	3.0625	3.250	3.375	.250	.187	.187	.348	.281

62A



62B



* consult factory for O-ring groove dimensions



MAGSEAL
Your Partner of Choice in Aerospace

www.magseal.com